

# Lockerbie Wildlife Trust

(www.lockerbie-wildlife-trust.co.uk)



Scottish Charity No:  
SC 005538

## Eskrigg Reserve

### September 2017 News Bulletin

#### 1. Eskrigg Pond



View from jetty mid-afternoon - 09.09.17



View from Red Squirrel Hide at Dawn - 26.09.17

#### 2. Confirmed wildlife sightings at the Reserve during August.

##### a. Birds

Blackbird, Blue Tit, Brambling, Buzzard, Carrion Crow, Chaffinch, Chiffchaff, Coal Tit, Cormorant, Dunnock, Goldcrest, Goldfinch, Great Spotted Woodpecker, Great Tit, Grey Wagtail, House Martin, House Sparrow, Jackdaw, Jay, Kingfisher, Little Grebe, Long-tailed Tit, Mallard, Meadow Pipit, Moorhen, Mute Swan, Nuthatch, Peregrine Falcon, Pheasant, Raven, Robin, Siskin, Sparrowhawk, Starling, Swallow, Tawny Owl, Treecreeper, Widgeon, Wood Pigeon, Wren.

##### b. Mammals

Bank Vole, Fox, Mole, Rabbit, Red Squirrel, Roe Deer, Weasel.

##### c. Fish, Amphibians and Reptiles

Stickleback, Common Frog, Common Toad, Common Lizard.



Woodland Path - 26.09.17



Red Squirrel (AL)




Silver Y (AL)

Photographs by Andrina Laidler (AL) and Jim Rae (JR)



### 3. September Photo Gallery



Row 1: Grisette (JR), Bank Vole (AL), Frosty Funnel (DF)

Row 2: Male Common Darter (AL), Common Hawker (AL), Female Common Darter (AL)

Row 3: Red Admiral (JR), Common Lizards (JR), Peacock (JR)

Row 4: Scarletina Bolete (JR), Hawthorn Shieldbug (JR), Common Puffball (AL)

Row 5: Red Squirrel (AL), Hawthorn Berries (JR), Red Squirrel (AL)

Photographs by Andrina Laidler (AL), Duncan Ford (DF) and Jim Rae (JR)



#### 4. Planned Activities in September

##### Lockerbie Academy - John Muir Trust Award

Students have to complete 4 parts to their project in order to achieve the John Muir Trust Award -

1. Discover a wild place,
2. Explore it,
3. Conserve it,
4. Share their experiences.



**Tue. 5<sup>th</sup>** Gp. 1 visited the Reserve for the first time, had a walk around the woods and noted what they saw in both.

**Tue. 12<sup>th</sup>** The group learned more about the Reserve. Some then raked up leaves from the paths, two helped cut up and remove a fallen tree while others filled the quad-bike trailer with gravel ready for improving a new section of path.

**Tue. 19<sup>th</sup>** The students investigated the invertebrate fauna of the woodland floor.

**Tue. 26<sup>th</sup>** Some students laid a new section of woodland gravel path, others raked up leaves, one pruned the over-hanging branches along a section of path and others cleaned out some ditches. They later swapped tasks.

The group will return at a later date to carry out some more conservation work and make further wildlife observations, before reporting on their findings.

##### Thu. 14<sup>th</sup> September Moths with Jim Rae

Unfortunately the weather was not good for moth trapping. It rained heavily right up till 20:00hrs on the 13<sup>th</sup> when the traps were set and by then the temperature had dropped to 8°C, where it remained until daybreak on the 14<sup>th</sup>, when the traps were lifted. Only four species were caught.

Common Name	Scientific Name	Pond Fringe	Spruce Wood	Pine Wood
Common Marbled Carpet	<i>Chloroclysta truncata</i>	1	-	9
July Highflyer	<i>Hydriomena furcata</i>	-	-	2
Red-green Carpet	<i>Chloroclysta siterata</i>	-	-	1
Small Wainscot	<i>Chortodes pygmina</i>	1	-	-

##### Fri. 15<sup>th</sup> Visit by Carlisle U3A Bird Watching and Nature Group - Report by the group leader

On a bright Autumn morning about 15 members of the Carlisle U3a Bird watching group gathered at Eskrigg Wildlife Reserve, near Lockerbie for our monthly meeting.

We were met by Rick, who was to be our guide that day, and Jim the Reserve Manager. As one of our members is 99, Rick had kindly arranged for a wheelchair to be available for him to be able to get round the site.

Firstly Rick took us to the Red Squirrel Hide, although the squirrels were so tame we just sat outside and they came to us, running up and down the trees and chasing each other within feet of us. None of us had ever seen red squirrels so close before. It was quite spectacular.

At the same place the bird feeders attracted large numbers of birds. There were numerous Chaffinches and Tits, Robins, several Nuthatches and a Woodpecker or two.

After we had watched the red squirrels playing for about 40 minutes we moved to the lake and went into the lovely visitors' centre to watch the swans and waterfowl.

Jim then led us on a woodland walk, pushing Gilbert's wheelchair along some tricky paths, so that he wasn't left out, pointing out the many different types of fungi, mostly unknown to us. Jim's knowledge of the flora and fauna of the site was fantastic.

We were also shown the old Curling Pond site, although no longer in use, it was easy to picture what it would have looked like when the site was frozen over.

Altogether it was the most wonderful day out, with weather to match. That is until we were leaving and the heavens opened!! Eskrigg is a unique and interesting place and we will return as a group and individually.

Many thanks to both Rick and Jim, without the two of them we would not have seen half the things we did.

Keep up the great work.



Pictures by Jim Rae

**Sun. 17th Visit by Babes in the Woods**


The group spent an enjoyable afternoon exploring the woods to see the extensive range of September fungi and learn about the major groups.



<b>Common Name</b>	<b>Scientific Name</b>	<b>Common Name</b>	<b>Scientific Name</b>
Amethyst Deceiver	<i>Laccaria amethystina</i>	Grisette	<i>Amanita vaginata</i>
Ashen Chanterelle	<i>Cantharellus cinereus</i>	Horsehair Parachute	<i>Marasmius androsaceus</i>
Beech Milkcap (spotted)	<i>Lactarius blennius</i>	Jellybaby	<i>Leotia lubrica</i>
Beechwood Sickener	<i>Russula nobilis</i>	Ochre Brittlegill	<i>Russula ochroleuca</i>
Birch Polypore	<i>Piptoporus betulinus</i>	Pelargonium Webcap	<i>Cortinarius flexipes</i>
Bitter Bracket	<i>Postia stiptica</i>	Plums and Custard	<i>Tricholomopsis rutilans</i>
Blackening Brittlegill	<i>Russula nigricans</i>	Poisonpie	<i>Hebeloma crustuliniforme</i>
Bleeding Porecrust	<i>Physisporinus sanguinolentus</i>	Porcelain Fungus	<i>Oudemansiella mucida</i>
Blusher	<i>Amanita rubescens</i>	Powdery Brittlegill	<i>Russula parazurea</i>
Brown Birch Bolete	<i>Leccinum scabrum</i>	Primrose Brittlegill	<i>Russula sardonica</i>
Brown Rollrim	<i>Paxillus involutus</i>	Purple Brittlegill	<i>Russula atropurpurea</i>
Cep	<i>Boletus edulis</i>	Purple Stocking Webcap	<i>Cortinarius stillatitius</i>
Chanterelle	<i>Chanterelle cibarius</i>	Rooting Shank	<i>Xerula radicata</i>
Charcoal Burner	<i>Russula cyanoxantha</i>	Root Rot	<i>Heterobasidion annosum</i>
Clouded Funnel	<i>Clitocybe nebularis</i>	Shaggy Inkcap	<i>Coprinus comatus</i>
Common Earthball	<i>Scleroderma citrinum</i>	Shaggy Scalycap	<i>Pholiota squarrosa</i>
Common Puffball	<i>Lycoperdon perlatum</i>	Sickener	<i>Russula emetica</i>
Conifer Blueing Bracket	<i>Postia caesia</i>	Soft Puffball	<i>Lycoperdon umbrinum</i>
Conifer Mazegill	<i>Gloeophyllum sepiarium</i>	Tawny Grisette	<i>Amanita fulva</i>
Crested Coral	<i>Clavulina coralloides</i>	Ugly Milkcap	<i>Lactarius turpis</i>
Dappled Webcap	<i>Cortinarius bolaris</i>	Velvet Bolete	<i>Suillus variegatus</i>
Deadly Webcap	<i>Cortinarius rubellus</i>	Wood Cauliflower	<i>Sparassis crispa</i>
Earthtongue	<i>Geoglossum cookeanum</i>	Wood Hedgehog	<i>Hydnum repandum</i>
Felt Saddle	<i>Helvella leucomelaena</i>	No common name	<i>Cortinarius brunneus</i>
Fly Agaric	<i>Amanita muscaria</i>		



**Shaggy Scalycap**



**Cortinarius brunneus**



**Bitter Bracket**



**Purple Stocking Webcap**



**Orange Slime Mould**



**Shaggy Inkcap**

Photographs by Jim Rae




## 5. Volunteer Activities in August The E-Team



**Sat. 2<sup>nd</sup>** Patrick Malone, Michael Kerr and Halime Yildiz helped Jim extend the gravel path through the woodland. They were joined by Rory Holden.

**Sat. 9<sup>th</sup>** Patrick Malone, Rory Holden, Halime Yildiz and Phoebe Davison helped Jim with the woodland paths.

**Sat. 16<sup>th</sup>** Patrick Malone, Michael Kerr, Halime Yildiz and Phoebe Davison helped Jim with the woodland paths.



**Sat. 30<sup>th</sup>** Michael Kerr and Patrick Malone helped Jim with the woodland paths.

### Adult Volunteers

**Fri. 15<sup>th</sup>** Scott Mitchell helped Jim extend the gravel paths.



## Sun. 24<sup>th</sup> Maintenance Day

David Hughes and Jilly Polson raked up the leaves from the Reserve path. Jim Rae helped them in the morning.

## 6. Leaf Fall

The mechanism is called abscission and involves three events:

### 1. Remobilization

The photosynthetic pigments are degraded and the nitrogen, and other useful nutrients, are removed from the leaf and distributed to other parts of the plant. Nitrogen is found in chlorophyll and is often a limiting nutrient for plants because plants need large quantities of N to form amino acids, nucleic acids, proteins, and certain plant hormones.

Remobilization is what causes leaves to change colour in the autumn. The green chlorophyll breaks down faster than the yellow and orange carotenoid pigments so autumn leaves appear yellow and orange, until these too are broken down.

Water is also a very valuable commodity and, when it has been extracted, all that remains is a yellowy brown leaf skeleton containing largely waste products.

### 2. Formation of a protective abscission layer.

In deciduous trees, an abscission zone, also called a separation zone, is formed at the base of the leaf stalk or petiole.

Cells under the abscission zone divide and become impregnated with suberin and lignin to form a layer of cork cells.

Suberin and lignin create a durable and waterproof layer for the plant once the leaf is detached.

### 3. Detachment.

This step can occur in a variety of ways depending on the species but always occurs at the abscission zone. Detachment can occur when layers of parenchyma cells secrete cell wall enzymes to self-digest the middle lamella, which holds the cell walls together at the abscission zone. This causes the cells of the abscission zone to break apart and the leaf to fall off. Another way detachment occurs is through imbibition of water. The plant cells at the abscission zone will take in a large amount of water, swell, and eventually burst, making the organ fall off. Once detached, the protective layer of cork will be exposed.

Photographs by Jim Rae

**Jim Rae (Eskrigg Reserve Manager)**

**Address: Carradale, 12 Douglas Terrace, Lockerbie, Dumfries and Galloway, DG11 2DZ.**

**Home Tel.: 01576 203 314 / Mobile No.: 07739 987 009**

**Email: jim.rae2012@gmail.com**